

AHC-RS

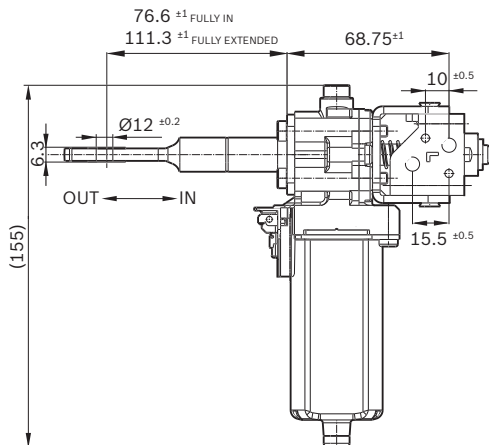


Family features:

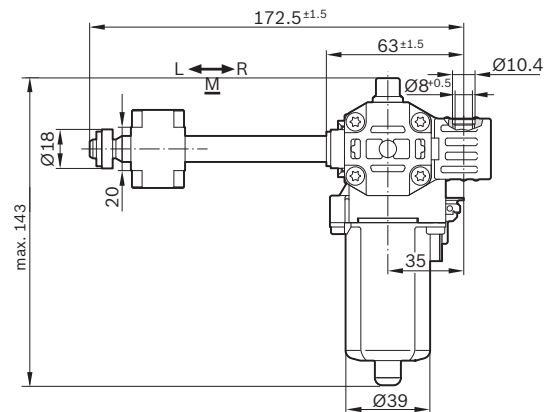
- ▶ Hall Sensor available
- ▶ Degree of protection: IP 50
- ▶ Operation mode: S2 - S3
- ▶ Linear movement

Voltage	Part number	I _n (Nominal current)	F _n (Nominal force)	F _{max} Maximum force	Adjustment speed	Stroke	Signal	Dimensional drawing (D)	Wiring diagram (W)	Connector (C)	Performance curve (P)
		A	kN	kN	mm/s	mm	Hall				
12 V	0 390 203 229	9	0.5	3	13	81.6	Yes	D3	W1	C3	P3
	6 004 RA3 645	5	0.3	3.2	9.0	34.7	Yes	D1	W2	C1	P1
	0 390 201 941	3.9	0.5	4.5	7.2	75	No	D2	W3	C2	P2
	0 390 201 989	6	0.5	4.25	7	58.5	Yes	D4	W1	C3	P4

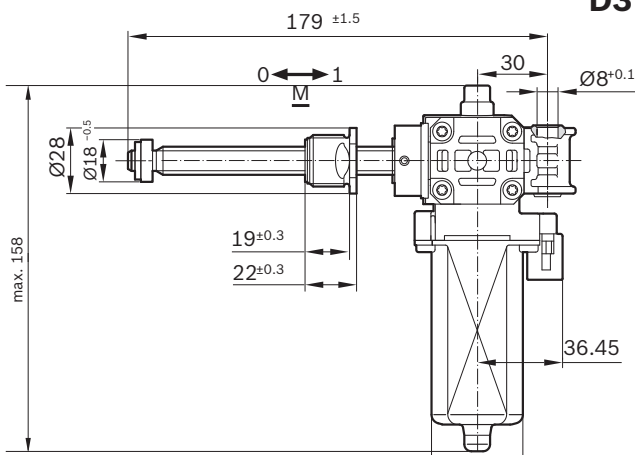
D1



D2



D3



D4

